



KINDERGARTEN BLIZZARD BAG

Dear Families,

Here's how a Blizzard Bag Day works- Simply see the enclosed lessons and complete them with your child. Some lessons will need assistance from a grown-up so please review the lessons with your child. Lessons are intended to enrich our curriculum, so please have fun with them.

Lesson #1- Writing

Write 1-2 sentences and draw a picture about your snow day.

Lesson #2- Reading

If snow day falls on a:

Monday- Read a book of choice and write a sentence about it.

Tuesday- Read your black and white book that was sent home Monday and write a sentence about it.

Wednesday through Friday- Read your shared story and sign the bookmark as well as complete an activity on the back of the bookmark.

Lesson #3- Language Arts

There is a blank sheet in the back of packet to complete an activity on your sight word sheet. If you don't have a current sight word sheet, complete rainbow words or cut out red words from a previous sheet to glue to the blank page.

Lesson #4- Math

Complete one worksheet (front and back) for each snow day. For example, one math sheet front and back for one snow day. The next front and back sheet would be for the second snow day!

~Please return Blizzard Bag assignments as soon as the lessons are complete~

You have two weeks from the snow day to complete the packet

If you have any questions or concerns, please let us know!

Miss Plummer - plummerk@blan.org

Mrs. Garrett - garrettk@blan.org

Mrs. Purdon - purdonr@blan.org

Mrs. Page - pagec@blan.org

Miss Schnell - schnellr@blan.org

Day 1

Work!

Print Write®



Four sets of horizontal writing lines, each consisting of a top line, a middle line, and a bottom line. The first set of lines is aligned with the signpost illustration.

Story Title: _____

Date: _____

Handwriting practice lines consisting of multiple sets of solid top and bottom lines with a dashed midline.

Language Arts

Day 1

Name _____

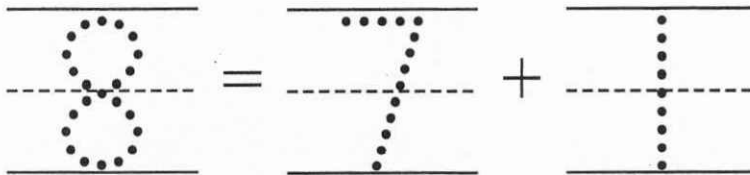

Reteaching

9-6

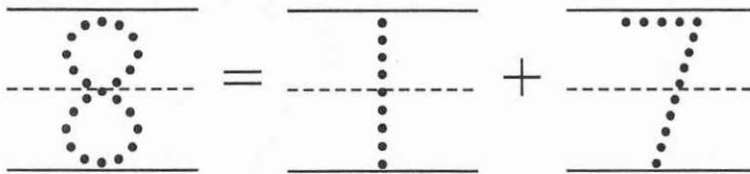
Writing Number Sentences for 8 and 9

Day 1

1



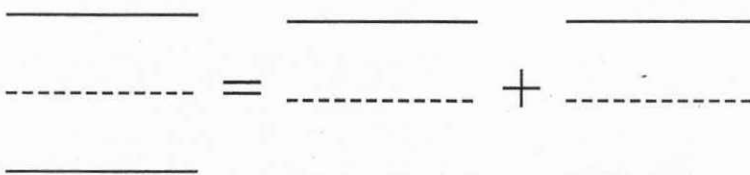
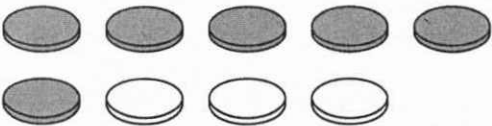
In all



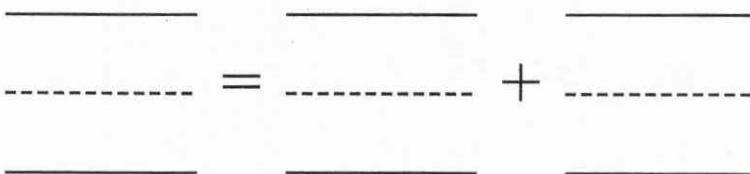
In all



2



In all



In all



Directions Have children write two different number sentences that describe the picture.